

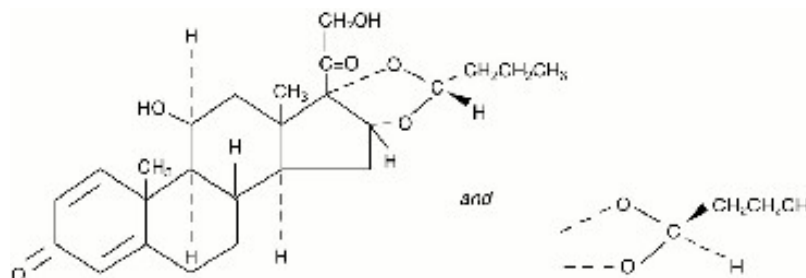
**Pulmicort Respules®**  
(budesonide inhalation suspension)  
**0.25 mg, 0.5 mg, and 1 mg**

**Rx only**

For inhalation use via compressed air driven jet nebulizers only (not for use with ultrasonic devices). Not for injection. Read patient instructions before using.

**DESCRIPTION**

Budesonide, the active component of PULMICORT RESPULES®, is a corticosteroid designated chemically as (RS)-11 $\beta$ , 16 $\alpha$ , 17, 21-tetrahydroxypregna-1, 4-diene-3, 20-dione cyclic 16, 17-acetal with butyraldehyde. Budesonide is provided as a mixture of two epimers (22R and 22S). The empirical formula of budesonide is C<sub>25</sub>H<sub>34</sub>O<sub>6</sub> and its molecular weight is 430.5. Its structural formula is:



Budesonide is a white to off-white, tasteless, odorless powder that is practically insoluble in water and in heptane, sparingly soluble in ethanol, and freely soluble in chloroform. Its partition coefficient between octanol and water at pH 7.4 is  $1.6 \times 10^3$ .

PULMICORT RESPULES is a sterile suspension for inhalation via jet nebulizer and contains the active ingredient budesonide (micronized), and the inactive ingredients disodium edetate, sodium chloride, sodium citrate, citric acid, polysorbate 80, and Water for Injection. Three dose strengths are available in single-dose ampules (Respules<sup>TM</sup> ampules): 0.25 mg, 0.5 mg, and 1 mg per 2 mL RESPULES ampule. For PULMICORT RESPULES, like all other nebulized treatments, the amount delivered to the lungs will depend on patient factors, the jet nebulizer utilized, and compressor performance. Using the Pari-LC-Jet Plus Nebulizer/Pari Master compressor system, under *in vitro* conditions, the mean delivered dose at the mouthpiece (% nominal dose) was approximately 17% at a mean flow rate of 5.5 L/min. The mean nebulization time was 5 minutes or less. PULMICORT RESPULES should be administered from jet nebulizers at adequate flow rates, via face masks or mouthpieces (see DOSAGE AND ADMINISTRATION).

## CLINICAL PHARMACOLOGY

### Mechanism of Action

Budesonide is an anti-inflammatory corticosteroid that exhibits potent glucocorticoid activity and weak mineralocorticoid activity. In standard *in vitro* and animal models, budesonide has approximately a 200-fold higher affinity for the glucocorticoid receptor and a 1000-fold higher topical anti-inflammatory potency than cortisol (rat croton oil ear edema assay). As a measure of systemic activity, budesonide is 40 times more potent than cortisol when administered subcutaneously and 25 times more potent when administered orally in the rat thymus involution assay.

The activity of PULMICORT RESPULES is due to the parent drug, budesonide. In glucocorticoid receptor affinity studies, the 22R form was two times as active as the 22S epimer. *In vitro* studies indicated that the two forms of budesonide do not interconvert.

The precise mechanism of corticosteroid actions on inflammation in asthma is not well known. Inflammation is an important component in the pathogenesis of asthma. Corticosteroids have been shown to have a wide range of inhibitory activities against multiple cell types (eg, mast cells, eosinophils, neutrophils, macrophages, and lymphocytes) and mediators (eg, histamine, eicosanoids, leukotrienes, and cytokines) involved in allergic- and non-allergic-mediated inflammation. The anti-inflammatory actions of corticosteroids may contribute to their efficacy in asthma.

Studies in asthmatic patients have shown a favorable ratio between topical anti-inflammatory activities and systemic corticosteroid effects over a wide dose range of inhaled budesonide in a variety of formulations and delivery systems including an inhalation-driven, multi-dose dry powder inhaler and the inhalation suspension for nebulization. This is explained by a combination of a relatively high local anti-inflammatory effect, extensive first pass hepatic degradation of orally absorbed drug (85-95%) and the low potency of metabolites (see below).

## **Pharmacokinetics**

### ***Absorption:***

In asthmatic children 4-6 years of age, the total absolute bioavailability (ie, lung + oral) following administration of PULMICORT RESPULES via jet nebulizer was approximately 6% of the labeled dose.

In children, a peak plasma concentration of 2.6 nmol/L was obtained approximately 20 minutes after nebulization of a 1 mg dose. Systemic exposure, as measured by AUC and  $C_{max}$ , is similar for young children and adults after inhalation of the same dose of PULMICORT RESPULES.

***Distribution:***

In asthmatic children 4-6 years of age, the volume of distribution at steady-state of budesonide was 3 L/kg, approximately the same as in healthy adults. Budesonide is 85-90% bound to plasma proteins, the degree of binding being constant over the concentration range (1-100 nmol/L) achieved with, and exceeding, recommended doses. Budesonide showed little or no binding to corticosteroid-binding globulin. Budesonide rapidly equilibrated with red blood cells in a concentration independent manner with a blood/plasma ratio of about 0.8.

***Metabolism:***

*In vitro* studies with human liver homogenates have shown that budesonide is rapidly and extensively metabolized. Two major metabolites formed via cytochrome P450 (CYP) isoenzyme 3A4 (CYP3A4) catalyzed biotransformation have been isolated and identified as 16 $\alpha$ -hydroxyprednisolone and 6 $\beta$ -hydroxybudesonide. The corticosteroid activity of each of these two metabolites is less than 1% of that of the parent compound. No qualitative difference between the *in vitro* and *in vivo* metabolic patterns has been detected. Negligible metabolic inactivation was observed in human lung and serum preparations.

***Excretion/Elimination:***

Budesonide is primarily cleared by the liver. Budesonide is excreted in urine and feces in the form of metabolites. In adults, approximately 60% of an intravenous radiolabeled dose was recovered in the urine. No unchanged budesonide was detected in the urine.

In asthmatic children 4-6 years of age, the terminal half-life of budesonide after nebulization is 2.3 hours, and the systemic clearance is 0.5 L/min, which is approximately 50% greater than in healthy adults after adjustment for differences in weight.

***Special Populations:***

No differences in pharmacokinetics due to race, gender, or age have been identified.

*Hepatic Insufficiency:*

Reduced liver function may affect the elimination of corticosteroids. The pharmacokinetics of budesonide were affected by compromised liver function as evidenced by a doubled systemic availability after oral ingestion. The intravenous pharmacokinetics of budesonide were, however, similar in cirrhotic patients and in healthy adults.

*Nursing Mothers:*

The disposition of budesonide when delivered by inhalation from a dry powder inhaler at doses of 200 or 400 mcg twice daily for at least 3 months was studied in eight lactating women with asthma from 1 to 6 months postpartum. Systemic exposure to budesonide in these women appears to be comparable to that in non-lactating women with asthma from other studies. Breast milk obtained over eight hours post-dose revealed that the maximum concentration of budesonide for the 400 and 800 mcg doses was 0.39 and 0.78 nmol/L, respectively, and occurred within 45 minutes after dosing. The estimated oral daily dose of budesonide from breast milk to the infant is approximately 0.007 and 0.014 mcg/kg/day for the two dose regimens used in this study, which represents approximately 0.3% to 1% of the dose inhaled by the mother. Budesonide levels in plasma samples obtained from five infants at about 90 minutes after breast-feeding (and about 140 minutes after drug administration to the mother) were below quantifiable levels (<0.02 nmol/L in four infants and <0.04 nmol/L in one infant) (see PRECAUTIONS, Nursing Mothers).

**Pharmacodynamics**

The therapeutic effects of conventional doses of orally inhaled budesonide are largely explained by its direct local action on the respiratory tract. To confirm that systemic absorption is not a significant factor in the clinical efficacy of inhaled budesonide, a clinical study in adult patients with asthma was performed comparing 400 mcg budesonide administered via a pressurized metered dose inhaler with a tube spacer to 1400 mcg of oral budesonide and placebo. The study demonstrated the efficacy of inhaled budesonide but not orally ingested budesonide despite comparable systemic levels.

Improvement in the control of asthma symptoms following inhalation of PULMICORT RESPULES can occur within 2-8 days of beginning treatment, although maximum benefit may not be achieved for 4-6 weeks.

Budesonide administered via a dry powder inhaler has been shown in various challenge models (including histamine, methacholine, sodium metabisulfite, and adenosine monophosphate) to decrease bronchial hyperresponsiveness in asthmatic patients. The clinical relevance of these models is not certain.

Pre-treatment with budesonide administered as 1600 mcg daily (800 mcg twice daily) via a dry powder inhaler for 2 weeks reduced the acute (early-phase reaction) and delayed (late-phase reaction) decrease in FEV<sub>1</sub> following inhaled allergen challenge.

The effects of PULMICORT RESPULES on the hypothalamic-pituitary-adrenal (HPA) axis were studied in three, 12-week, double-blind, placebo-controlled studies in 293 pediatric patients, 6 months to 8 years of age, with persistent asthma. For most patients, the ability to increase cortisol production in response to stress, as assessed by the short cosyntropin (ACTH) stimulation test, remained intact with PULMICORT RESPULES treatment at recommended doses. In the subgroup of children age 6 months to 2 years (n=21) receiving a total daily dose of PULMICORT RESPULES equivalent to 0.25 mg (n=5), 0.5 mg (n=5), 1 mg (n=8), or placebo (n=3), the mean change from baseline in ACTH-stimulated cortisol levels showed a decline in peak stimulated cortisol at 12 weeks compared to an increase in the placebo group. These mean differences were not statistically significant compared to placebo. Another 12-week study in 141 pediatric patients 6 to 12 months of age with mild to moderate asthma or recurrent/persistent wheezing was conducted. All patients were randomized to receive either 0.5 mg or 1 mg of PULMICORT RESPULES or placebo once daily. A total of 28, 17, and 31 patients in the PULMICORT RESPULES 0.5 mg, 1 mg, and placebo arms respectively, had an evaluation of serum cortisol levels post-ACTH stimulation both at baseline and at the end of the study. The mean change from baseline to Week 12 ACTH-stimulated minus basal plasma cortisol levels did not indicate adrenal suppression in patients treated with PULMICORT RESPULES versus placebo. However, 7 patients in this study (4 of whom received PULMICORT RESPULES 0.5 mg, 2 of whom received PULMICORT RESPULES 1 mg and 1 of whom received placebo) showed a shift from normal baseline stimulated cortisol level ( $\geq 500$  nmol/L) to a subnormal level ( $< 500$  nmol/L) at Week 12. In 4 of these patients receiving PULMICORT RESPULES, the cortisol values were near the cutoff value of 500 nmol/L.

The effects of PULMICORT RESPULES at doses of 0.5 mg twice daily, and 1 mg and 2 mg twice daily (2 times and 4 times the highest recommended total daily dose, respectively) on 24-hour urinary cortisol excretion were studied in 18 patients between 6 to 15 years of age with persistent asthma in a cross-over study design (4 weeks of treatment per dose level). There was a dose-related decrease in urinary cortisol excretion at 2 and 4 times the recommended daily dose. The two higher doses of PULMICORT RESPULES (1 and 2 mg twice daily) showed statistically significantly reduced (43-52%) urinary cortisol excretion compared to the run-in period. The highest recommended dose of PULMICORT RESPULES, 1 mg total daily dose, did not show statistically significantly reduced urinary cortisol excretion compared to the run-in period.

PULMICORT RESPULES, like other inhaled corticosteroid products, may impact the HPA axis, especially in susceptible individuals, in younger children, and in patients given high doses for prolonged periods.

## **CLINICAL TRIALS**

Three double-blind, placebo-controlled, parallel group, randomized U.S. clinical trials of 12-weeks duration each were conducted in 1018 pediatric patients, 6 months to 8 years of age, with persistent asthma of varying disease duration (2 to 107 months) and severity. Doses of 0.25 mg, 0.5 mg, and 1 mg administered either once or twice daily were compared to placebo to provide information about appropriate dosing to cover a range of asthma severity. A Pari-LC-Jet Plus Nebulizer (with a face mask or mouthpiece) connected to a Pari Master compressor was used to deliver PULMICORT RESPULES to patients in the 3 U.S. controlled clinical trials. The co-primary endpoints were nighttime and daytime asthma symptom scores (0-3 scale). Each of the five doses discussed below were studied in one or two, but not all three of the U.S. studies.



Results of the 3 controlled clinical trials for recommended dosages of budesonide inhalation suspension (0.25 mg to 0.5 mg once or twice daily, or 1 mg once daily, up to a total daily dose of 1 mg) in 946 patients, 12 months to 8 years of age, are presented below. Compared to placebo, PULMICORT RESPULES significantly decreased both nighttime and daytime symptom scores of asthma at doses of 0.25 mg once daily (one study), 0.25 mg twice daily, and 0.5 mg twice daily. PULMICORT RESPULES significantly decreased either nighttime or daytime symptom scores, but not both, at doses of 1 mg once daily, and 0.5 mg once daily (one study). Symptom reduction in response to PULMICORT RESPULES occurred across gender and age. PULMICORT RESPULES significantly reduced the need for bronchodilator therapy at all the doses studied.

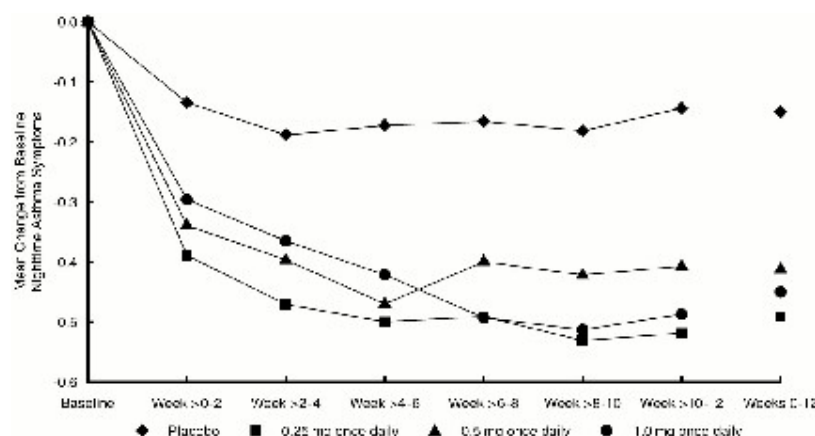
Improvements in lung function were associated with PULMICORT RESPULES in the subgroup of patients capable of performing lung function testing. Significant improvements were seen in FEV<sub>1</sub> [PULMICORT RESPULES 0.5 mg once daily and 1 mg once daily (one study); 0.5 mg twice daily] and morning PEF [PULMICORT RESPULES 1 mg once daily (one study); 0.25 mg twice daily; 0.5 mg twice daily] compared to placebo.

A numerical reduction in nighttime and daytime symptom scores (0-3 scale) of asthma was observed within 2-8 days, although maximum benefit was not achieved for 4-6 weeks after starting treatment. The reduction in nighttime and daytime asthma symptom scores was maintained throughout the 12 weeks of the double-blind trials.

#### **Patients Not Receiving Inhaled Corticosteroid Therapy**

The efficacy of PULMICORT RESPULES at doses of 0.25 mg, 0.5 mg, and 1 mg once daily was evaluated in 344 pediatric patients, 12 months to 8 years of age, with mild to moderate persistent asthma (mean baseline nighttime asthma symptom scores of the treatment groups ranged from 1.07 to 1.34) who were not well controlled by bronchodilators alone. The changes from baseline to Weeks 0-12 in nighttime asthma symptom scores are shown in Figure 1. Nighttime asthma symptom scores improved significantly in the patients treated with PULMICORT RESPULES compared to placebo. Similar improvements were also observed for daytime asthma symptom scores.

Figure 1: A 12-Week Trial in Pediatric Patients Not on Inhaled Corticosteroid Therapy Prior to Study Entry.

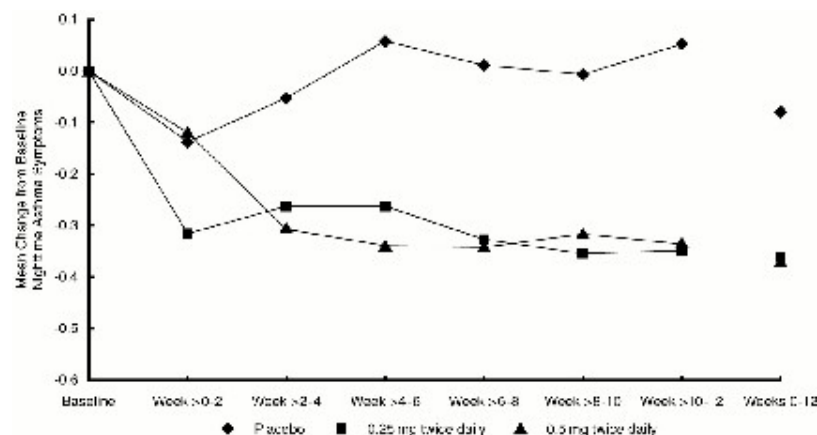


### Patients Previously Maintained on Inhaled Corticosteroids

The efficacy of PULMICORT RESPULES at doses of 0.25 mg and 0.5 mg twice daily was evaluated in 133 pediatric asthma patients, 4 to 8 years of age, previously maintained on inhaled corticosteroids (mean FEV<sub>1</sub> 79.5% predicted; mean baseline nighttime asthma symptom scores of the treatment groups ranged from 1.04 to 1.18; mean baseline dose of beclomethasone dipropionate of 265 mcg/day, ranging between 42 to 1008 mcg/day; mean baseline dose of triamcinolone acetonide of 572 mcg/day, ranging between 200 to 1200 mcg/day). The changes from baseline to Weeks 0-12 in nighttime asthma symptom scores are shown in Figure 2. Nighttime asthma symptom scores were significantly improved in patients treated with PULMICORT RESPULES compared to placebo. Similar improvements were also observed for daytime asthma symptom scores.

PULMICORT RESPULES at a dose of 0.5 mg twice daily significantly improved FEV<sub>1</sub>, and both doses (0.25 mg and 0.5 mg twice daily) significantly increased morning PEF, compared to placebo.

Figure 2: A 12-Week Trial in Pediatric Patients Previously Maintained on Inhaled Corticosteroid Therapy Prior to Study Entry.



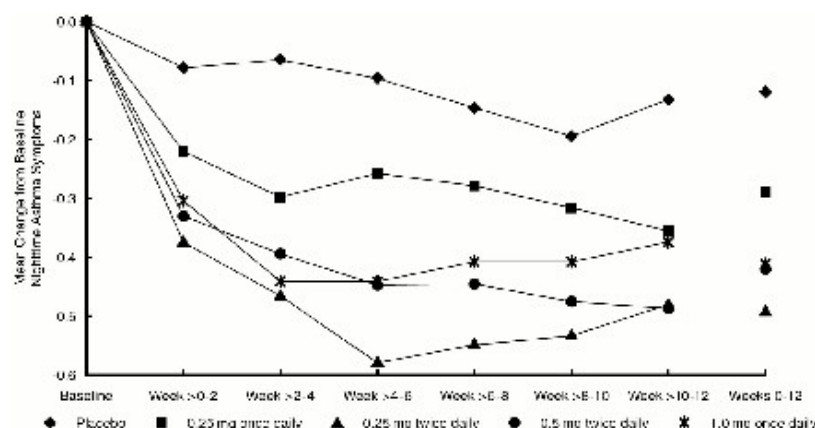
### Patients Receiving Once-Daily or Twice-Daily Dosing

The efficacy of PULMICORT RESPULES at doses of 0.25 mg once daily, 0.25 mg twice daily, 0.5 mg twice daily, and 1 mg once daily, was evaluated in 469 pediatric patients 12 months to 8 years of age (mean baseline nighttime asthma symptom scores of the treatment groups ranged from 1.13 to 1.31). Approximately 70% were not previously receiving inhaled corticosteroids. The changes from baseline to Weeks 0-12 in nighttime asthma symptom scores are shown in Figure 3. PULMICORT RESPULES at doses of 0.25 mg and 0.5 mg twice daily, and 1 mg once daily, significantly improved nighttime asthma symptom scores compared to placebo. Similar improvements were also observed for daytime asthma symptom scores.

PULMICORT RESPULES at a dose of 0.5 mg twice daily significantly improved FEV<sub>1</sub>, and at doses of 0.25 mg and 0.5 mg twice daily and 1 mg once daily significantly improved morning PEF, compared to placebo.

The evidence supports the efficacy of the same nominal dose of PULMICORT RESPULES administered on either a once-daily or twice-daily schedule. However, when all measures are considered together, the evidence is stronger for twice-daily dosing (see DOSAGE AND ADMINISTRATION).

Figure 3: A 12-Week Trial in Pediatric Patients Either Maintained on Bronchodilators Alone or Inhaled Corticosteroid Therapy Prior to Study Entry.



## INDICATIONS

PULMICORT RESPULES is indicated for the maintenance treatment of asthma and as prophylactic therapy in children 12 months to 8 years of age.

PULMICORT RESPULES is NOT indicated for the relief of acute bronchospasm.

## CONTRAINDICATIONS

PULMICORT RESPULES is contraindicated as the primary treatment of status asthmaticus or other acute episodes of asthma where intensive measures are required.

Hypersensitivity to budesonide or any of the ingredients of this preparation contraindicates the use of PULMICORT RESPULES.

## WARNINGS

Particular care is needed for patients who are transferred from systemically active corticosteroids to inhaled corticosteroids because deaths due to adrenal insufficiency have occurred in asthmatic patients during and after transfer from systemic corticosteroids to less systemically available inhaled corticosteroids. After withdrawal from systemic corticosteroids, a number of months are required for recovery of hypothalamic-pituitary-adrenal (HPA)-axis function.

Patients who have been previously maintained on 20 mg or more per day of prednisone (or its equivalent) may be most susceptible, particularly when their systemic corticosteroids have been almost completely withdrawn.

During this period of HPA-axis suppression, patients may exhibit signs and symptoms of adrenal insufficiency when exposed to trauma, surgery, infection (particularly gastroenteritis) or other conditions associated with severe electrolyte loss. Although PULMICORT RESPULES may provide control of asthma symptoms during these episodes, in recommended doses it supplies less than normal physiological amounts of corticosteroid systemically and does NOT provide the mineralocorticoid activity that is necessary for coping with these emergencies.

During periods of stress or a severe asthma attack, patients who have been withdrawn from systemic corticosteroids should be instructed to resume oral corticosteroids (in large doses) immediately and to contact their physicians for further instructions. These patients should also be instructed to carry a warning card indicating that they may need supplementary systemic corticosteroids during periods of stress or a severe asthma attack.

Patients requiring oral corticosteroids should be weaned slowly from systemic corticosteroid use after transferring to PULMICORT RESPULES. Lung function (FEV<sub>1</sub> or AM PEF), beta-agonist use, and asthma symptoms should be carefully monitored during withdrawal of oral corticosteroids. In addition to monitoring asthma signs and symptoms, patients should be observed for signs and symptoms of adrenal insufficiency such as fatigue, lassitude, weakness, nausea and vomiting, and hypotension.

Transfer of patients from systemic corticosteroid therapy to PULMICORT RESPULES may unmask allergic or other immunologic conditions previously suppressed by the systemic corticosteroid therapy, eg, rhinitis, conjunctivitis, eosinophilic conditions, eczema, and arthritis (see DOSAGE AND ADMINISTRATION).

Patients who are on drugs which suppress the immune system are more susceptible to infection than healthy individuals. Chicken pox and measles, for example, can have a more serious or even fatal course in susceptible pediatric patients or adults on immunosuppressant doses of corticosteroids. In pediatric or adult patients who have not had these diseases, or who have not been properly vaccinated, particular care should be taken to avoid exposure. How the dose, route, and duration of corticosteroid administration affects the risk of developing a disseminated infection is not known. The contribution of the underlying disease and/or prior corticosteroid treatment to the risk is also not known.

The clinical course of chicken pox or measles infection in patients on inhaled corticosteroids has not been studied. However, a clinical study has examined the immune responsiveness of asthma patients 12 months to 8 years of age who were treated with PULMICORT RESPULES (see PRECAUTIONS, Pediatric Use).

If a patient on immunosuppressant doses of corticosteroids is exposed to chicken pox, therapy with varicella zoster immune globulin (VZIG) or pooled intravenous immunoglobulin (IVIG), as appropriate, may be indicated. If exposed to measles, prophylaxis with pooled intramuscular immunoglobulin (IG) may be indicated. (See the respective package inserts for complete VZIG and IG prescribing information.) If chicken pox develops, treatment with antiviral agents may be considered.

PULMICORT RESPULES is not a bronchodilator and is not indicated for the rapid relief of acute bronchospasm or other acute episodes of asthma.

As with other inhaled asthma medications, bronchospasm, with an immediate increase in wheezing, may occur after dosing. If acute bronchospasm occurs following dosing with PULMICORT RESPULES, it should be treated immediately with a fast-acting inhaled bronchodilator. Treatment with PULMICORT RESPULES should be discontinued and alternate therapy instituted.

Patients should be instructed to contact their physician immediately when episodes of asthma not responsive to their usual doses of bronchodilators occur during treatment with PULMICORT RESPULES.

### **Hypersensitivity Reactions Including Anaphylaxis**

Hypersensitivity reactions including anaphylaxis, rash, contact dermatitis, urticaria, angioedema, and bronchospasm have been reported with use of PULMICORT RESPULES. Discontinue PULMICORT RESPULES if such reactions occur (see CONTRAINDICATIONS and ADVERSE REACTIONS).

## **PRECAUTIONS**

### **General**

During withdrawal from oral corticosteroids, some patients may experience symptoms of systemically active corticosteroid withdrawal, eg, joint and/or muscular pain, lassitude, and depression, despite maintenance or even improvement of respiratory function (see DOSAGE AND ADMINISTRATION).

Because budesonide is absorbed into the circulation and may be systemically active, particularly at higher doses, suppression of HPA function may be associated when PULMICORT RESPULES is administered at doses exceeding those recommended (see DOSAGE AND ADMINISTRATION), or when the dose is not titrated to the lowest effective dose. Since individual sensitivity to effects on cortisol production exists, physicians should consider this information when prescribing PULMICORT RESPULES.

Because of the possibility of systemic absorption of inhaled corticosteroids, patients treated with PULMICORT RESPULES should be observed carefully for any evidence of systemic corticosteroid effects. Particular care should be taken in observing patients post-operatively or during periods of stress for evidence of inadequate adrenal response.

It is possible that systemic corticosteroid effects such as hypercorticism, reduced bone mineral density, and adrenal suppression may appear in a small number of patients, particularly at higher doses. If such changes occur, PULMICORT RESPULES should be reduced slowly, consistent with accepted procedures for management of asthma symptoms and for tapering of systemic corticosteroids.

Orally inhaled corticosteroids, including budesonide, may cause a reduction in growth velocity when administered to pediatric patients. A reduction in growth velocity may occur as a result of inadequate control of asthma or from use of corticosteroids for treatment. The potential effects of prolonged treatment on growth velocity should be weighed against the clinical benefits obtained and the risks associated with alternative therapies. To minimize the systemic effects of orally inhaled corticosteroids, including PULMICORT RESPULES, each patient should be titrated to his/her lowest effective dose (see PRECAUTIONS, Pediatric Use).

Although patients in clinical trials have received PULMICORT RESPULES on a continuous basis for periods of up to 1 year, the long-term local and systemic effects of PULMICORT RESPULES in human subjects are not completely known. In particular, the effects resulting from chronic use of PULMICORT RESPULES on developmental or immunological processes in the mouth, pharynx, trachea, and lung are unknown.

In clinical trials with PULMICORT RESPULES, localized infections with *Candida albicans* occurred in the mouth and pharynx in some patients. The incidences of localized infections of *Candida albicans* were similar between the placebo and PULMICORT RESPULES treatment groups. If these infections develop, they may require treatment with appropriate antifungal therapy and/or discontinuance of treatment with PULMICORT RESPULES.

Inhaled corticosteroids should be used with caution, if at all, in patients with active or quiescent tuberculosis infection of the respiratory tract, untreated systemic fungal, bacterial, viral, or parasitic infections; or ocular herpes simplex.



Rare instances of glaucoma, increased intraocular pressure, and cataracts have been reported following the inhaled administration of corticosteroids.

### **Information for Patients**

Patients being treated with PULMICORT RESPULES should receive the following information and instructions. This information is intended to aid the patient in the safe and effective use of the medication. It is not a disclosure of all possible adverse or intended effects. For instructions on the proper use of PULMICORT RESPULES and to attain the maximum improvement in asthma symptoms, the patient or the parent/guardian of the patient should receive, read, and follow the accompanying patient information and instructions carefully.

- Patients should take PULMICORT RESPULES at regular intervals once or twice a day as directed, since its effectiveness depends on regular use. The patient should not alter the prescribed dosage unless advised to do so by the physician.
- The effects of mixing PULMICORT RESPULES with other nebulizable medications have not been adequately assessed. PULMICORT RESPULES should be administered separately in the nebulizer.
- PULMICORT RESPULES is not a bronchodilator, and its use is not intended to treat acute life-threatening episodes of asthma.
- PULMICORT RESPULES should be administered with a jet nebulizer connected to a compressor with an adequate air flow, equipped with a mouthpiece or suitable face mask. The face mask should be properly adjusted to optimize delivery and to avoid exposing the eyes to the nebulized medication (see DOSAGE AND ADMINISTRATION).
- Ultrasonic nebulizers are not suitable for the adequate administration of PULMICORT RESPULES and, therefore, are not recommended (see DOSAGE AND ADMINISTRATION).

- Rinsing the mouth with water after each treatment may decrease the risk of development of local candidiasis. Corticosteroid effects on the skin can be avoided if the face is washed after the use of a face mask.
- Improvement in asthma control following treatment with PULMICORT RESPULES can occur within 2-8 days of beginning treatment, although maximum benefit may not be achieved for 4-6 weeks after starting treatment. If the asthma symptoms do not improve in that time frame, or if the condition worsens, the patient or the patient's parent/guardian should be instructed not to increase the dosage, but to contact the physician.
- Patients should not stop the use of PULMICORT RESPULES abruptly without consulting with their prescribing physician.
- Patients whose chronic systemic corticosteroids have been reduced or withdrawn should be instructed to carry a warning card indicating that they may need supplemental systemic corticosteroids during periods of stress or an asthma attack that does not respond to bronchodilators.
- As always, care should be taken to avoid exposure to persons with chicken pox and measles. If exposure to such a person occurs, and the child has not had chicken pox or been properly vaccinated, a physician should be consulted without delay (see WARNINGS, and PRECAUTIONS, Pediatric Use).
- Long-term use of inhaled corticosteroids, including budesonide, may increase the risk of some eye problems (cataracts or glaucoma). Regular eye examinations should be considered.
- Patients or their parents/guardians considering use of PULMICORT RESPULES should consult with their physician if they are allergic to budesonide or any other orally inhaled corticosteroid.

- Physicians should be informed of other medications patients are taking as PULMICORT RESPULES may not be suitable in some circumstances and the physician may wish to use a different medicine.
- PULMICORT RESPULES should be stored upright at controlled room temperature 20-25°C (68-77°F) and protected from light. PULMICORT RESPULES should not be refrigerated or frozen.
- When an aluminum foil envelope has been opened, the shelf life of the unused RESPULES ampules is two weeks when protected from light. The date the envelope was opened should be recorded on the back of the envelope in the space provided.
- After opening the aluminum foil envelope, the unused RESPULES ampules should be returned to the envelope to protect them from light. Any individually opened RESPULES ampules must be used promptly.
- For proper usage of PULMICORT RESPULES and to attain maximum improvement, the accompanying Patient's Instructions for Use should be read and followed.

### **Drug Interactions**

In clinical studies, concurrent administration of budesonide and other drugs commonly used in the treatment of asthma has not resulted in an increased frequency of adverse events. The main route of metabolism of budesonide, as well as other corticosteroids, is via cytochrome P450 (CYP) isoenzyme 3A4 (CYP3A4). After oral administration of ketoconazole, a potent inhibitor of CYP3A4, the mean plasma concentration of orally administered budesonide increased. Concomitant administration of other known inhibitors of CYP3A4 (eg, itraconazole, clarithromycin, erythromycin, etc.) may inhibit the metabolism of, and increase the systemic exposure to, budesonide. Care should be exercised when budesonide is coadministered with long-term ketoconazole and other known CYP3A4 inhibitors. Omeprazole did not have effects on the pharmacokinetics of oral budesonide, while cimetidine, primarily an inhibitor of CYP1A2, caused a slight decrease in budesonide clearance and a corresponding increase in its oral bioavailability.

### **Carcinogenesis, Mutagenesis, Impairment of Fertility**

Long-term studies were conducted in rats and mice using oral administration to evaluate the carcinogenic potential of budesonide.

In a two-year study in Sprague-Dawley rats, budesonide caused a statistically significant increase in the incidence of gliomas in male rats at an oral dose of 50 mcg/kg (less than the maximum recommended daily inhalation dose in adults and children on a mcg/m<sup>2</sup> basis). No tumorigenicity was seen in male and female rats at respective oral doses up to 25 and 50 mcg/kg (less than the maximum recommended daily inhalation dose in adults and children on a mcg/m<sup>2</sup> basis). In two additional two-year studies in male Fischer and Sprague-Dawley rats, budesonide caused no gliomas at an oral dose of 50 mcg/kg (less than the maximum recommended daily inhalation dose in adults and children on a mcg/m<sup>2</sup> basis). However, in the male Sprague-Dawley rats, budesonide caused a statistically significant increase in the incidence of hepatocellular tumors at an oral dose of 50 mcg/kg (less than the maximum recommended daily inhalation dose in adults and children on a mcg/m<sup>2</sup> basis). The concurrent reference corticosteroids (prednisolone and triamcinolone acetonide) in these two studies showed similar findings.

In a 91-week study in mice, budesonide caused no treatment-related carcinogenicity at oral doses up to 200 mcg/kg (less than the maximum recommended daily inhalation dose in adults and children on a mcg/m<sup>2</sup> basis).

Budesonide was not mutagenic or clastogenic in six different test systems: Ames *Salmonella*/microsome plate test, mouse micronucleus test, mouse lymphoma test, chromosome aberration test in human lymphocytes, sex-linked recessive lethal test in *Drosophila melanogaster*, and DNA repair analysis in rat hepatocyte culture.

In rats, budesonide had no effect on fertility at subcutaneous doses up to 80 mcg/kg (less than the maximum recommended daily inhalation dose in adults on a mcg/m<sup>2</sup> basis). However, it caused a decrease in prenatal viability and viability in the pups at birth and during lactation, along with a decrease in maternal body-weight gain, at subcutaneous doses of 20 mcg/kg and above (less than the maximum recommended daily inhalation dose in adults on a mcg/m<sup>2</sup> basis). No such effects were noted at 5 mcg/kg (less than the maximum recommended daily inhalation dose in adults on a mcg/m<sup>2</sup> basis).

### **Pregnancy**

*Teratogenic Effects:* Pregnancy Category B—As with other corticosteroids, budesonide was teratogenic and embryocidal in rabbits and rats. Budesonide produced fetal loss, decreased pup weights, and skeletal abnormalities at subcutaneous doses of 25 mcg/kg in rabbits (less than the maximum recommended daily inhalation dose in adults on a mcg/m<sup>2</sup> basis) and 500 mcg/kg in rats (approximately 4 times the maximum recommended daily inhalation dose in adults on a mcg/m<sup>2</sup> basis). In another study in rats, no teratogenic or embryocidal effects were seen at inhalation doses up to 250 mcg/kg (approximately 2 times the maximum recommended daily inhalation dose in adults on a mcg/m<sup>2</sup> basis).

Experience with oral corticosteroids since their introduction in pharmacologic, as opposed to physiologic, doses suggests that rodents are more prone to teratogenic effects from corticosteroids than humans.

Studies of pregnant women, however, have not shown that inhaled budesonide increases the risk of abnormalities when administered during pregnancy. The results from a large population-based prospective cohort epidemiological study reviewing data from three Swedish registries covering approximately 99% of the pregnancies from 1995-1997 (ie, Swedish Medical Birth Registry; Registry of Congenital Malformations; Child Cardiology Registry) indicate no increased risk for congenital malformations from the use of inhaled budesonide during early pregnancy. Congenital malformations were studied in 2014 infants born to mothers reporting the use of inhaled budesonide for asthma in early pregnancy (usually 10-12 weeks after the last menstrual period), the period when most major organ malformations occur. The rate of recorded congenital malformations was similar compared to the general population rate (3.8% vs. 3.5%, respectively). In addition, after exposure to inhaled budesonide, the number of infants born with orofacial clefts was similar to the expected number in the normal population (4 children vs. 3.3, respectively).

These same data were utilized in a second study bringing the total to 2534 infants whose mothers were exposed to inhaled budesonide. In this study, the rate of congenital malformations among infants whose mothers were exposed to inhaled budesonide during early pregnancy was not different from the rate for all newborn babies during the same period (3.6%).

Despite the animal findings, it would appear that the possibility of fetal harm is remote if the drug is used during pregnancy. Nevertheless, because the studies in humans cannot rule out the possibility of harm, PULMICORT RESPULES should be used during pregnancy only if clearly needed.

*Non-teratogenic Effects:*

Hypoadrenalism may occur in infants born of mothers receiving corticosteroids during pregnancy. Such infants should be carefully observed.

### **Nursing Mothers**

Budesonide, like other corticosteroids, is secreted in human milk. Data with budesonide delivered via dry powder inhaler indicates that the total daily oral dose of budesonide in breast milk to the infant is approximately 0.3% to 1% of the dose inhaled by the mother (see CLINICAL PHARMACOLOGY, Pharmacokinetics, Special Populations, Nursing Mothers). No studies have been conducted in breastfeeding women with PULMICORT RESPULES; however, the dose of budesonide available to the infant in breast milk, as a percentage of the maternal dose, would be expected to be similar. PULMICORT RESPULES should be used in nursing women only if clinically appropriate. Prescribers should weigh the known benefits of breastfeeding for the mother and the infant against the potential risks of minimal budesonide exposure in the infant.

### **Pediatric Use**

Safety in children six months to 12 months of age has been evaluated. Safety and effectiveness in children 12 months to 8 years of age have been established (see CLINICAL PHARMACOLOGY, Pharmacodynamics, CLINICAL TRIALS, and ADVERSE REACTIONS).

A 12-week study in 141 pediatric patients 6 to 12 months of age with mild to moderate asthma or recurrent/persistent wheezing was conducted. All patients were randomized to receive either 0.5 mg or 1 mg of PULMICORT RESPULES or placebo once daily. Adrenal-axis function was assessed with an ACTH stimulation test at the beginning and end of the study, and mean changes from baseline in this variable did not indicate adrenal suppression in patients who received PULMICORT RESPULES versus placebo. However, on an individual basis, 7 patients in this study (6 in the PULMICORT RESPULES treatment arms and 1 in the placebo arm) experienced a shift from having a normal baseline stimulated cortisol level to having a subnormal level at Week 12 (see CLINICAL PHARMACOLOGY, Pharmacodynamics). Pneumonia was observed more frequently in patients treated with PULMICORT RESPULES than in patients treated with placebo, (N = 2, 1, and 0) in the PULMICORT RESPULES 0.5 mg, 1 mg, and placebo groups, respectively.

A dose dependent effect on growth was also noted in this 12-week trial. Infants in the placebo arm experienced an average growth of 3.7 cm over 12 weeks compared with 3.5 cm and 3.1 cm in the PULMICORT RESPULES 0.5 mg and 1 mg arms respectively. This corresponds to estimated mean (95% CI) reductions in 12-week growth velocity between placebo and PULMICORT RESPULES 0.5 mg of 0.2 cm (-0.6 to 1.0) and between placebo and PULMICORT RESPULES 1 mg of 0.6 cm (-0.2 to 1.4). These findings support that the use of PULMICORT RESPULES in infants 6 to 12 months of age may result in systemic effects and are consistent with findings of growth suppression in other studies with inhaled corticosteroids.

Controlled clinical studies have shown that inhaled corticosteroids may cause a reduction in growth velocity in pediatric patients. In these studies, the mean reduction in growth velocity was approximately one centimeter per year (range 0.3 to 1.8 cm per year) and appears to be related to dose and duration of exposure. This effect has been observed in the absence of laboratory evidence of hypothalamic-pituitary-adrenal (HPA)-axis suppression, suggesting that growth velocity is a more sensitive indicator of systemic corticosteroid exposure in pediatric patients than some commonly used tests of HPA-axis function. The long-term effects of this reduction in growth velocity associated with orally inhaled corticosteroids, including the impact on final adult height, are unknown. The potential for “catch up” growth following discontinuation of treatment with orally inhaled corticosteroids has not been adequately studied.

In a study of asthmatic children 5-12 years of age, those treated with budesonide administered via a dry powder inhaler 200 mcg twice daily (n=311) had a 1.1-centimeter reduction in growth compared with those receiving placebo (n=418) at the end of one year; the difference between these two treatment groups did not increase further over three years of additional treatment. By the end of four years, children treated with the budesonide dry powder inhaler and children treated with placebo had similar growth velocities. Conclusions drawn from this study may be confounded by the unequal use of corticosteroids in the treatment groups and inclusion of data from patients attaining puberty during the course of the study.



The growth of pediatric patients receiving inhaled corticosteroids, including PULMICORT RESPULES, should be monitored routinely (eg, via stadiometry). The potential growth effects of prolonged treatment should be weighed against clinical benefits obtained and the risks and benefits associated with alternative therapies. To minimize the systemic effects of inhaled corticosteroids, including PULMICORT RESPULES, each patient should be titrated to his/her lowest effective dose.

An open-label non-randomized clinical study examined the immune responsiveness of varicella vaccine in 243 asthma patients 12 months to 8 years of age who were treated with PULMICORT RESPULES 0.25 mg to 1 mg daily (n=151) or non-corticosteroid asthma therapy (n=92) (ie, beta<sub>2</sub>-agonists, leukotriene receptor antagonists, cromones). The percentage of patients developing a seroprotective antibody titer of  $\geq 5.0$  (gpELISA value) in response to the vaccination was similar in patients treated with PULMICORT RESPULES (85%) compared to patients treated with non-corticosteroid asthma therapy (90%). No patient treated with PULMICORT RESPULES developed chicken pox as a result of vaccination.

### **Geriatric Use**

Of the 215 patients in 3 clinical trials of PULMICORT RESPULES in adult patients, 65 (30%) were 65 years of age or older, while 22 (10%) were 75 years of age or older. No overall differences in safety were observed between these patients and younger patients, and other reported clinical or medical surveillance experience has not identified differences in responses between the elderly and younger patients.

### **ADVERSE REACTIONS**

The following adverse reactions were reported in pediatric patients treated with PULMICORT RESPULES.

The incidence of common adverse reactions is based on three double-blind, placebo-controlled, U.S. clinical trials in which 945 patients, 12 months to 8 years of age, (98 patients  $\geq 12$  months and  $< 2$  years of age; 225 patients  $\geq 2$  and  $< 4$  years of age; and 622 patients  $\geq 4$  and  $\leq 8$  years of age) were treated with PULMICORT RESPULES (0.25 to 1 mg total daily dose for 12 weeks) or vehicle placebo. The incidence and nature of adverse events reported for PULMICORT RESPULES was comparable to that reported for placebo. The following table shows the incidence of adverse events in U.S. controlled clinical trials, regardless of relationship to treatment, in patients previously receiving bronchodilators and/or inhaled corticosteroids. This population included a total of 605 male and 340 female patients.

**Adverse Events with  $\geq 3\%$  Incidence Reported by Patients on PULMICORT RESPULES**

Adverse Events	Vehicle Placebo (n=227) %	PULMICORT RESPULES Total Daily Dose		
		0.25 mg (n=178) %	0.5 mg (n=223) %	1 mg (n=317) %
Respiratory System Disorder				
Respiratory Infection	36	34	35	38
Rhinitis	9	7	11	12
Coughing	5	5	9	8
Resistance Mechanism Disorders				
Otitis Media	11	12	11	9
Viral Infection	3	4	5	3
Moniliasis	2	4	3	4
Gastrointestinal System Disorders				
Gastroenteritis	4	5	5	5
Vomiting	3	2	4	4
Diarrhea	2	4	4	2
Abdominal Pain	2	3	2	3
Hearing and Vestibular Disorders				
Ear Infection	4	2	4	5
Platelet, Bleeding and Clotting Disorders				
Epistaxis	1	2	4	3
Vision Disorders				
Conjunctivitis	2	<1	4	2
Skin and Appendages Disorders				
Rash	3	<1	4	2

The table above shows all adverse events with an incidence of 3% or more in at least one active treatment group where the incidence was higher with PULMICORT RESPULES than with placebo.

The following adverse events occurred with an incidence of 3% or more in at least one PULMICORT RESPULES group where the incidence was equal to or less than that of the placebo group: fever, sinusitis, pain, pharyngitis, bronchospasm, bronchitis, and headache.

**Incidence 1% to  $\leq$ 3% (by body system)**

The information below includes all adverse events with an incidence of 1 to  $\leq$ 3%, in at least one PULMICORT RESPULES treatment group where the incidence was higher with PULMICORT RESPULES than with placebo, regardless of relationship to treatment.

Body as a whole: allergic reaction, chest pain, fatigue, flu-like disorder

Respiratory system: stridor

Resistance mechanisms: herpes simplex, external ear infection, infection

Central & peripheral nervous system: dysphonia, hyperkinesia

Skin & appendages: eczema, pustular rash, pruritus

Hearing & vestibular: earache

Vision: eye infection

Psychiatric: anorexia, emotional lability

Musculoskeletal system: fracture, myalgia

Application site: contact dermatitis

Platelet, bleeding & clotting: purpura

White cell and resistance: cervical lymphadenopathy

The incidence of reported adverse events was similar between the 447 PULMICORT RESPULES-treated (mean total daily dose 0.5 to 1 mg) and 223 conventional therapy-treated pediatric asthma patients followed for one year in three open-label studies.

Cases of growth suppression have been reported for inhaled corticosteroids including post-marketing reports for PULMICORT RESPULES (see PRECAUTIONS, Pediatric Use).

Less frequent adverse events (<1%) reported in the published literature, long-term, open-label clinical trials, or from worldwide marketing experience with any formulation of inhaled budesonide include: immediate and delayed hypersensitivity reactions including anaphylaxis, rash, contact dermatitis, urticaria, angioedema, and bronchospasm (see WARNINGS, Hypersensitivity Reactions Including Anaphylaxis); symptoms of hypocorticism and hypercorticism; glaucoma, cataracts; psychiatric symptoms including depression, aggressive reactions, irritability, anxiety, and psychosis; and bone disorders including avascular necrosis of the femoral head and osteoporosis.

## OVERDOSAGE

The potential for acute toxic effects following overdose of PULMICORT RESPULES is low. If inhaled corticosteroids are used at excessive doses for prolonged periods, systemic corticosteroid effects such as hypercorticism or growth suppression may occur (see PRECAUTIONS).

In mice the minimal lethal inhalation dose was 100 mg/kg (approximately 410 or 120 times, respectively, the maximum recommended daily inhalation dose in adults or children on a  $\text{mg}/\text{m}^2$  basis). In rats there were no deaths at an inhalation dose of 68 mg/kg (approximately 550 or 160 times, respectively, the maximum recommended daily inhalation dose in adults or children on a  $\text{mg}/\text{m}^2$  basis). In mice the minimal oral lethal dose was 200 mg/kg (approximately 810 or 240 times, respectively, the maximum recommended daily inhalation dose in adults or children on a  $\text{mg}/\text{m}^2$  basis). In rats, the minimal oral lethal dose was less than 100 mg/kg (approximately 810 or 240 times, respectively, the maximum recommended daily inhalation dose in adults or children on a  $\text{mg}/\text{m}^2$  basis).

## DOSAGE AND ADMINISTRATION

PULMICORT RESPULES is indicated for use in asthmatic patients 12 months to 8 years of age. PULMICORT RESPULES should be administered by the inhaled route via jet nebulizer connected to an air compressor. Individual patients will experience a variable onset and degree of symptom relief. Improvement in asthma control following inhaled administration of PULMICORT RESPULES can occur within 2-8 days of initiation of treatment, although maximum benefit may not be achieved for 4-6 weeks. The safety and efficacy of PULMICORT RESPULES when administered in excess of recommended doses have not been established. In all patients, it is desirable to downward-titrate to the lowest effective dose once asthma stability is achieved. The recommended starting dose and highest recommended dose of PULMICORT RESPULES, based on prior asthma therapy, are listed in the following table.

Previous Therapy	Recommended Starting Dose	Highest Recommended Dose
Bronchodilators alone	0.5 mg total daily dose administered either once daily or twice daily in divided doses	0.5 mg total daily dose
Inhaled Corticosteroids	0.5 mg total daily dose administered either once daily or twice daily in divided doses	1 mg total daily dose
Oral Corticosteroids	1 mg total daily dose administered either as 0.5 mg twice daily or 1 mg once daily	1 mg total daily dose

In symptomatic children not responding to non-steroidal therapy, a starting dose of 0.25 mg once daily of PULMICORT RESPULES may also be considered.

If once-daily treatment with PULMICORT RESPULES does not provide adequate control of asthma symptoms, the total daily dose should be increased and/or administered as a divided dose.

### **Patients Not Receiving Systemic (Oral) Corticosteroids**

Patients who require maintenance therapy of their asthma may benefit from treatment with PULMICORT RESPULES at the doses recommended above. Once the desired clinical effect is achieved, consideration should be given to tapering to the lowest effective dose. For the patients who do not respond adequately to the starting dose, consideration should be given to administering the total daily dose as a divided dose, if a once-daily dosing schedule was followed. If necessary, higher doses, up to the maximum recommended doses, may provide additional asthma control.

### **Patients Maintained on Chronic Oral Corticosteroids**

Initially, PULMICORT RESPULES should be used concurrently with the patient's usual maintenance dose of systemic corticosteroid. After approximately one week, gradual withdrawal of the systemic corticosteroid may be initiated by reducing the daily or alternate daily dose. Further incremental reductions may be made after an interval of one or two weeks, depending on the response of the patient. Generally, these decrements should not exceed 25% of the prednisone dose or its equivalent. A slow rate of withdrawal is strongly recommended. During reduction of oral corticosteroids, patients should be carefully monitored for asthma instability, including objective measures of airway function, and for adrenal insufficiency (see WARNINGS). During withdrawal, some patients may experience symptoms of systemic corticosteroid withdrawal, eg, joint and/or muscular pain, lassitude, and depression, despite maintenance or even improvement in pulmonary function. Such patients should be encouraged to continue with PULMICORT RESPULES but should be monitored for objective signs of adrenal insufficiency. If evidence of adrenal insufficiency occurs, the systemic corticosteroid doses should be increased temporarily and thereafter withdrawal should continue more slowly. During periods of stress or a severe asthma attack, transfer patients may require supplementary treatment with systemic corticosteroids.

A Pari-LC-Jet Plus Nebulizer (with face mask or mouthpiece) connected to a Pari Master compressor was used to deliver PULMICORT RESPULES to each patient in 3 U.S. controlled clinical studies. The safety and efficacy of PULMICORT RESPULES delivered by other nebulizers and compressors have not been established.

PULMICORT RESPULES should be administered via jet nebulizer connected to an air compressor with an adequate air flow, equipped with a mouthpiece or suitable face mask. Ultrasonic nebulizers are not suitable for the adequate administration of PULMICORT RESPULES and, therefore, are NOT recommended.

The effects of mixing PULMICORT RESPULES with other nebulizable medications have not been adequately assessed. PULMICORT RESPULES should be administered separately in the nebulizer (see PRECAUTIONS, Information for Patients).

#### **Directions for Use:**

Illustrated *Patient Information and Instructions for Use* accompany each package of PULMICORT RESPULES.

#### **HOW SUPPLIED**

PULMICORT RESPULES is supplied in sealed aluminum foil envelopes containing one plastic strip of five single-dose RESPULES ampules together with patient instructions for use. There are 30 RESPULES ampules in a carton. Each single-dose RESPULES ampule contains 2 mL of sterile liquid suspension.

PULMICORT RESPULES is available in three strengths, each containing 2 mL:

NDC 0186-1988-04	0.25 mg/2 mL
NDC 0186-1989-04	0.5 mg/2 mL
NDC 0186-1990-04	1 mg/2 mL

#### **Storage:**

PULMICORT RESPULES should be stored upright at controlled room temperature 20-25°C (68-77°F) [see USP], and protected from light. When an envelope has been opened, the shelf life of the unused RESPULES ampules is 2 weeks when protected. After opening the aluminum foil envelope, the unused RESPULES ampules should be returned to the aluminum foil envelope to protect them from light. Any opened RESPULES ampule must be used promptly. Gently shake the RESPULES ampule using a circular motion before use. Keep out of reach of children. Do not freeze.

All trademarks are the property of the AstraZeneca group of companies.

©AstraZeneca 2007, 2009

Manufactured for: AstraZeneca LP, Wilmington, DE 19850

By: AstraZeneca AB, Sodertalje, Sweden

Product of Sweden

XXXXXX-XX

Rev. XX/09



## Patient's Instructions For Use

### PULMICORT RESPULES

*(budesonide inhalation suspension)*

2 mL ampules containing 0.25 mg, 0.5 mg, or 1 mg  
FOR INHALATION ONLY.

Please read this leaflet carefully before taking PULMICORT RESPULES. It provides a summary of information about this medication. Following these instructions helps to ensure that you are using the medication correctly.

**The medication named PULMICORT RESPULES is intended for inhalation use only with compressed air driven nebulizer systems, also known as jet nebulizers. Do not use with an ultrasonic nebulizer.**

For further information, ask your doctor or pharmacist.

### IMPORTANT POINTS TO REMEMBER ABOUT PULMICORT RESPULES

- Your doctor has prescribed PULMICORT RESPULES. It contains a medication called budesonide, which is a synthetic corticosteroid. It is important that your child take PULMICORT RESPULES using a compressed air driven jet nebulizer as instructed.
- Use this nebulizer therapy as directed at the same time each day, even during symptom-free periods. **DO NOT STOP TREATMENT OR REDUCE THE DOSE EVEN IF YOUR CHILD FEELS BETTER,** unless told to do so by your doctor.
- **DO NOT** let your child inhale more doses or use this medication more often than instructed.

- This medication is intended to help prevent and control asthma symptoms. It is NOT intended to provide rapid relief of breathing difficulties during an asthma attack.
- Your doctor may prescribe additional medication (such as bronchodilators) for emergency relief if an acute asthma attack occurs. Please contact your doctor if:
  - an asthma attack does not respond to the additional medication,
  - your child requires more of the additional medication than usual.
- If your child uses another medication by inhalation, consult your healthcare provider for instructions on when to use it in relation to using PULMICORT RESPULES.
- PULMICORT RESPULES has not been studied when mixed with other nebulizable medications. PULMICORT RESPULES should be given separately in the nebulizer.

## **BEFORE USING PULMICORT RESPULES**

Tell your doctor before starting to take this medication if your child:

- Is allergic to budesonide or any other inhaled corticosteroid,
- Is taking any other medications,
- Has any infections,
- Has or had tuberculosis,
- Has osteoporosis,
- Has recently been around anyone with chicken pox or measles,
- Is planning to have surgery,
- Has been taking an oral corticosteroid medicine like prednisone. You may have to follow specific instructions to avoid health risks associated with stopping the use of these types of medicines.

In some circumstances, this medicine may not be suitable and your doctor may wish to prescribe a different medicine. Make sure that your doctor knows what other medicines your child is taking, including prescription and non-prescription medicines, as well as any vitamins or dietary and herbal supplements.

### WHAT ARE THE POSSIBLE SIDE EFFECTS OF PULMICORT RESPULES?

As with all inhaled corticosteroids, you should be aware of the following side effects:

- **Increased wheezing right after taking PULMICORT RESPULES. Always have a short-acting bronchodilator medicine with you to treat sudden wheezing.** Short-acting bronchodilator medicines help to relax the muscles around the airways in your lungs. Wheezing happens when the muscles around the airways tighten. This makes it hard to breathe. In severe cases, wheezing can stop your breathing and cause death if not treated right away.
- **Immune system effects and a higher chance of infections.**
- **Hypersensitivity reactions including anaphylaxis.** Tell your doctor if you have a sudden skin rash, severe itching, breathing problems, skin redness or swelling.
- **Eye problems including glaucoma and cataracts.** Eye examinations should be considered while using PULMICORT RESPULES.
- Your child's growth should be checked regularly while taking PULMICORT RESPULES because of the potential for slowed growth.

Based on clinical trials, the most common side effects reported by patients using PULMICORT RESPULES are:

- Respiratory infections
- Ear infections
- Runny nose

These are not all of the possible side effects of PULMICORT RESPULES. For more information, ask your doctor or pharmacist.

## USING PULMICORT RESPULES

PULMICORT RESPULES should be used with a compressed air driven jet nebulizer following the manufacturer's instructions. The mist produced is then inhaled through either a mouthpiece or face mask. The treatment generally takes five to ten minutes. Treatment is complete when mist no longer comes out of the mouthpiece or face mask. The face mask should be properly adjusted to optimize delivery and to avoid exposing the eyes to the nebulized medication.

## DOSAGE

Patients should take PULMICORT RESPULES at regular intervals once or twice a day, as directed, since its effectiveness depends on regular use.

Improvement in the control of asthma symptoms with PULMICORT RESPULES can occur within 2-8 days. It may take up to 4-6 weeks before maximum improvement is seen.

If your child misses a dose by more than several hours, just take the next regularly scheduled dose when it is due. **DO NOT DOUBLE** the dose.

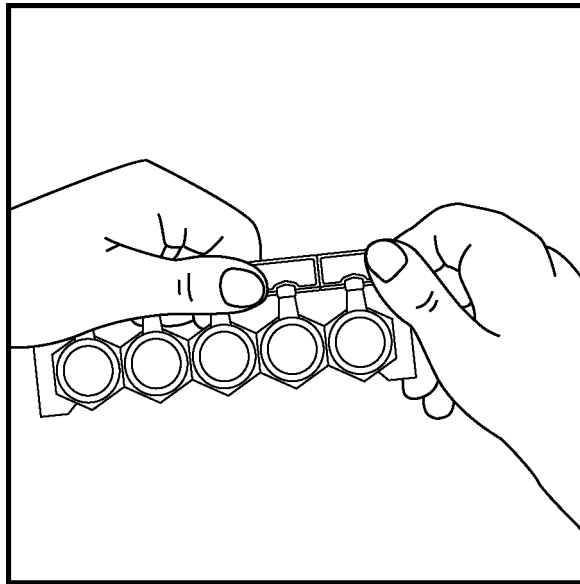
## HOW TO USE PULMICORT RESPULES

1. Assemble the nebulizer according to the instructions supplied by the manufacturer.

2. Open the sealed aluminum foil envelope along the dotted line and remove one (1) single-dose ampule from the strip (Figure 1). Record the date that you open the foil on the back of the envelope in the space provided.

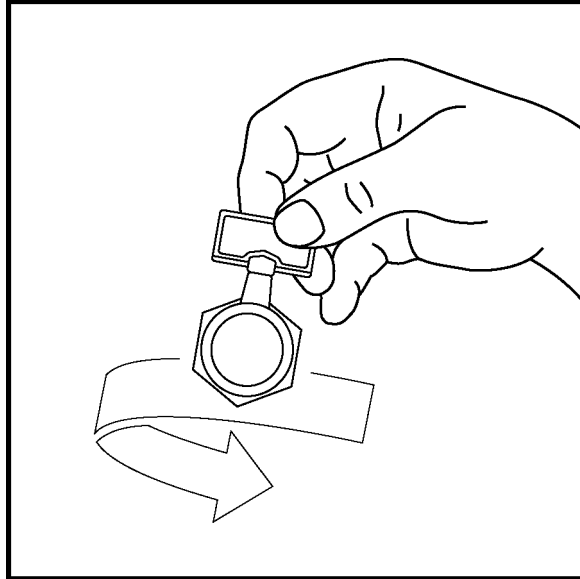
Place the unused Respules<sup>™</sup> ampules remaining on the strip back into the aluminum foil envelope before storing. This will protect the medication from light. PULMICORT RESPULES should be stored upright at room temperature, 68-77°F (20-25°C). Do not refrigerate or freeze.

FIGURE 1



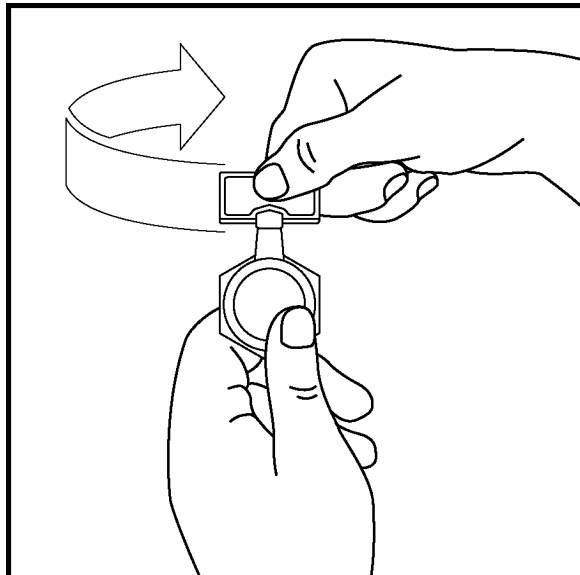
3. Gently shake the RESPULES ampule using a circular motion as shown in Figure 2.

FIGURE 2



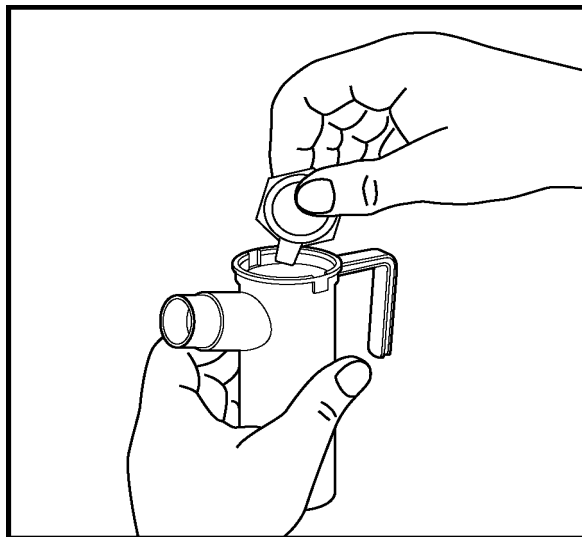
4. Hold the RESPULES ampule upright without squeezing and open by twisting off the top (Figure 3).

FIGURE 3



5. Place the open end of the RESPULES ampule into the nebulizer cup and slowly squeeze out all of the contents as shown in Figure 4.

FIGURE 4



6. If using a face mask, make sure that the mask fits tightly so that the mist does not get into the child's eyes. Turn on the compressor to begin nebulizing the medication. Use the nebulizer as directed. Continue the treatment with PULMICORT RESPULES until mist is no longer coming out of the mouthpiece/face mask (usually about 5 to 10 minutes).

7. Throw away the empty RESPULES ampule. See the **CLEANING OF EQUIPMENT** and **STORING YOUR PULMICORT RESPULES** sections for additional information.

**NOTE:**

1. As with other inhaled corticosteroids, rinse your child's mouth with water after each dose to reduce the risk of developing thrush.
2. Wash your child's face after treatment to avoid possible skin irritation.

## **CLEANING OF EQUIPMENT**

The nebulizer cup and the mouthpiece or the face mask should be cleaned according to the instructions supplied by the manufacturer.

## **STORING YOUR PULMICORT RESPULES**

PULMICORT RESPULES should be stored in an upright position at temperatures between 68 and 77°F (20 and 25°C) in the aluminum foil envelope to protect from light. Do not freeze.

When the foil envelope is opened, the unused RESPULES ampules should be used within 2 weeks. After opening the aluminum foil package, the unused RESPULES ampules should be returned to the foil envelope to protect them from light. Any individually opened RESPULES ampule must be used promptly.

Remember to record the date you open the foil on the back of the envelope in the space provided.

Store PULMICORT RESPULES, like all medications, in a secure place out of the reach of children.

## **FURTHER INFORMATION ABOUT PULMICORT RESPULES**

This leaflet does not contain the complete information about this medication. If you have any questions, you should ask your doctor or pharmacist.

You may want to read this leaflet again. Please **DO NOT THROW IT AWAY** until you have finished the medication.

**REMEMBER:** This medication has been prescribed for your child by your doctor. **DO NOT** give this medication to anyone else.



USE THIS PRODUCT AS DIRECTED, UNLESS  
INSTRUCTED TO DO OTHERWISE BY YOUR DOCTOR.

If your child is exposed to chicken pox or measles, consult  
your doctor.

For additional information about PULMICORT RESPULES,  
please visit our website: [pulmicortrespules.com](http://pulmicortrespules.com) or call the  
AstraZeneca Information Center, Monday through Friday, 8  
am – 7 pm ET, excluding holidays:

**1-800-236-9933**

All trademarks are the property of the AstraZeneca group of  
companies.

© AstraZeneca 2002, 2007, 2009

AstraZeneca LP, Wilmington, DE 19850

XXXXXX-XX Rev. XX/09